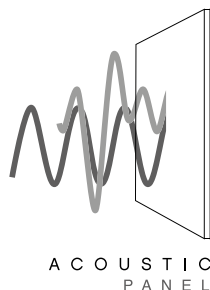


# texdecor

Creator of decorative acoustic solutions



## SlimDeco

Botanic inspiration |  
Custom made





Advantages	4
Colour range SlimColor	6
Botanical inspiration	8
LED Lighting	16
Rounds	18
Custom-made	22
Acoustic curves	25
Finishes	26

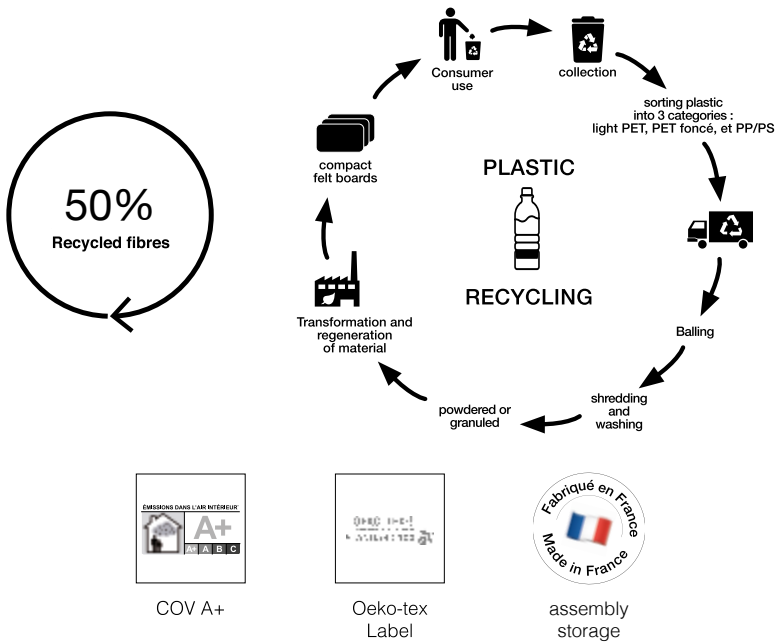
*Banana Leaves L with LED  
Green ref 9162 04 29  
Beige ref 9162 02 18  
Ceiling hung with slings  
Leaf bouquet Philodendron S  
Green ref 9162 04 29  
Beige ref 9162 02 18  
Wall mounted on 3D arm*



# ADVANTAGES

## ENVIRONMENT

Compact PET felt composed of 50% recycled fibres from plastic bottles.



## INSPIRED BY NATURE

- 3 models of leaves in 3 sizes: S,M,L
- 8 formats to coordinate to customise your acoustic decor
- 15 colours and multiple combinations

## STYLISH AND FUNCTIONAL FIXINGS

- 3 in 1 sling : aesthetic, simple and easy to fix to the ceiling, easy to tilt the panel
- Rotating 3D arm to give the leaves movement and make them airborne

## LED LIGHTING

- Installation of flexible neon LED
- Creating decorative veining
- Adds to the lighting and ambiance of the space
- Ready-to-install lighting



## CUSTOMISED SHAPES

Customise your acoustic panels ! Our workshop can cut your own shapes for walls or ceilings

## A HIGH-PERFORMANCE PRODUCT

- $\alpha_w$  0.40 - 0.85 / NRC 0.6 - 0.8, depending on the set-up
- 🔥 Excellent fire-rating B s2 d0
- 🔪 Shock-resistant
- 🧼 Care : cleaning using a vacuum and a damp cloth. Carpet cleaning products may be used for stubborn stains.

Customised shapes  
Turquoise ref 9162 05 33  
Pasted to wall



SlimDeco

# SlimColor

Range of 15 plain or marbled colours.  
9mm thickness compact felt.



available on request  
at [www.texdecor.com/en/](http://www.texdecor.com/en/)



9162 10 63\*




9162 10 51\*



9162 03 54



9162 02 18



9162 11 32



9162 07 20



9162 02 44



9162 11 21



9162 08 14



9162 05 27



9162 11 56



9162 04 29



9162 05 61



9162 12 01



9162 05 33

\* lighting option not available

## How to create your reference ?



Philodendron leaf  
turquoise  
Wall mounted on 3D arm

= PHILODENDRON | M | 3D arm | 9162 05 33  
Model | Size | Fixing | Color

*Rounds Black ref 9162 12 01  
Turquoise ref 9162 05 33  
Yellow ref 9162 03 54  
Wall mounted on 3D arm*

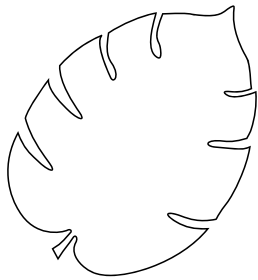




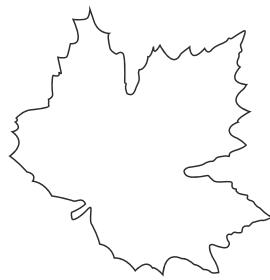
SlimDeco

# Leaves

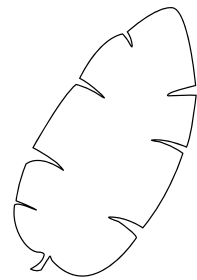
3 models



Philodendron



Maple



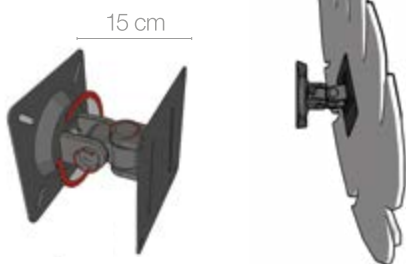
Banana

Available in 3 sizes : S, M, L

8 formats of botanical shapes to coordinate creating daring decors

Stylish and functional fixings

Wall



Rotating 3D arm to give the leaves movement and make them airborne

15cm plenum to optimise acoustic absorption

Ceiling



3 in 1 sling

+ aesthetic

+ easy and quick to install  
easy to tilt the leaves

Natural lighting !



Flexible neon LED creates the leaf's veining

Add to the lighting and ambiance of the space

Ready to install lighting

Leaf bouquet Philodendron S  
Green ref 9162 04 29  
Beige ref 9162 02 18  
Wall mounted on 3D arm









SlimDeco | Botanical inspiration

# Philodendron



## INSPIRATION

Leaves Philodendron L  
Green ref 9162 04 29  
Ceiling-mounted with slings




**αw 0.85**  
**NRC 0.8**

EAA S 0.19 m<sup>2</sup>  
M 0.71 m<sup>2</sup>  
L 1.19 m<sup>2</sup>

## FIXINGS

Wall S, M

Ceiling M, L



S  
700 mm

M  
1250 mm

L  
1650 mm

S 500 mm - M 900 mm - L 1150 mm

## Philodendron

Bouquet of Leaves Philodendron S  
Green ref 9162 04 29  
Beige ref 9162 02 18  
Wall-mounted on 3D arm





SlimDeco | Botanical inspiration

# Banana



## INSPIRATION

Banana Leaves L, Green ref 04 29, Beige ref 02 18  
Ceiling-mounted with slings  
Banana Leaves S, Green ref 04 29, Beige ref 02 18  
Wall-mounted on 3D arm



αw 0.85  
NRC 0.8

EAA S 0.13 m<sup>2</sup>  
M 0.62 m<sup>2</sup>  
L 1.23 m<sup>2</sup>

## FIXING

Wall S, M



Ceiling M, L



S  
650 mm

M  
1450 mm

L  
1950 mm

S 300 mm - M 650 mm - L 900 mm

**Banana**

Banana Leaves L with LED  
Green ref 9162 04 29  
Beige ref 9162 02 18  
Ceiling-mounted with slings







SlimDeco | Botanical inspiration

# Maple



## INSPIRATION

Maple Leaves  
White ref 10 51, Red ref 08 14  
Ceiling-mounted with slings



αw 0.85  
NRC 0.8

EAA S 0.18 m<sup>2</sup>  
M 0.72 m<sup>2</sup>

## FIXING

Wall S, M

Ceiling M



S  
550 mm  
M  
1150 mm

S 650 mm - M 1200 mm

## Maple

Maple Leaves  
Green ref 9162 04 29  
Orange ref 9162 07 20  
Red ref 9162 08 14  
Ceiling-mounted with slings and wall-mounted on 3D arm

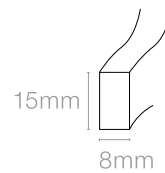
SlimDeco

# Lighting

**Ambiant lighting !  
A ready-to-install solution**

Characteristics :

Flexible neon LED : L 8 mm x H 15 mm  
Length depending on the leaf model: 315, 715, 815, 1115mm  
Colour warmth : 2700 Kelvin / warm white  
Lumens : 500 to 700 according to CCT  
Beam angle : 120°  
Dimmable neon LED for variable luminosity  
Wattage : 15W / metre





*Maple Leaf M, LED option  
Orange ref 9162 07 20  
Ceiling mounted with 3 in 1 sling*

### OPTION DETAILS

Available for the following formats and fixings :



M



Ceiling



M, L



Ceiling



M, L



Ceiling

Not available for wall mounting

*Banana Leaf L, LED option  
Beige ref 9162 02 18*







SlimDeco

# Rounds

A playful and sunny decor to brighten your surroundings



## INSPIRATION

Rounds 850 mm and 600 mm  
Turquoise blue ref 9162 02 44 and black ref 9162 11 56  
Wall-mounted on 3D arm




αw 0.85  
NRC 0.8

EAA S 0.27 m<sup>2</sup>  
M 0.54 m<sup>2</sup>  
L 1.07 m<sup>2</sup>

## FIXINGS

Wall S, M   
S, M, L   
Ceiling S, M, L 



S  
Ø 600 mm  
M  
Ø 850 mm  
L  
Ø 1200 mm

Round

Rounds 1200 mm, 850 mm and 600 mm  
Black ref 9162 11 56, turquoise ref 9162 05 33 and yellow ref 9162 03 54  
Wall-mounted on 3D arm and rail

SlimDeco

# Custom-made

## Unlock your creativity !



Our production workshop manages the cutting of your shapes.

For wall or ceiling installation according to your instructions and the technical suitability of the format.

### Customisable shapes

Cut from the mother board 2400 x 1200 mm  
Cut board = entire board is invoiced

### Choix of fixing

Ceiling : slings   
Wall : pasted 



FILE



PRICING



CREATION

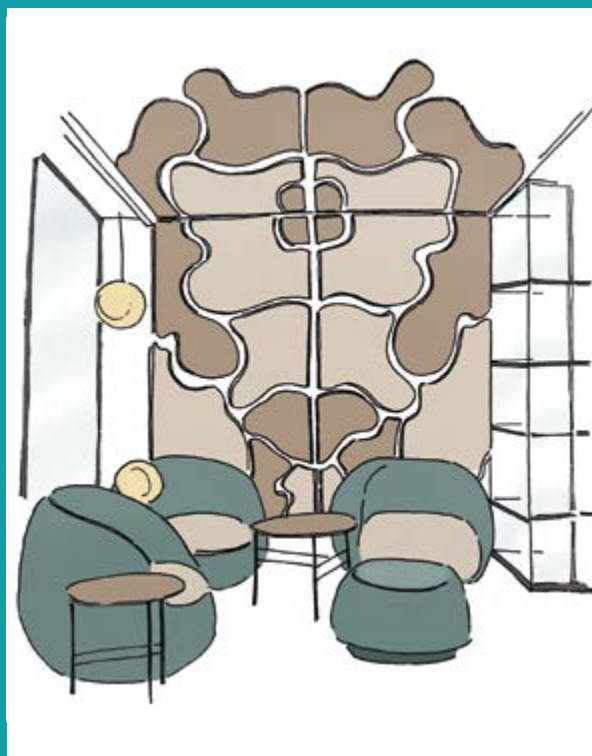


PRODUCTION

A design office will assist your throughout the implementation of your project :

- No minimum order
- 6 to 8 week leadtime depending on the project

- File format : JPG, TIF, PSD, EPS, PDF > 300 dpi  
to be sent to [contact-texdecor@texdecor.com](mailto:contact-texdecor@texdecor.com)




### INSPIRATION

Customised Beige ref 02 18 & Beige ref 02 44  
Wall and ceiling-mounted with paste

Customised Turquoise  
ref 9162 05 33  
Wall-mounted with paste



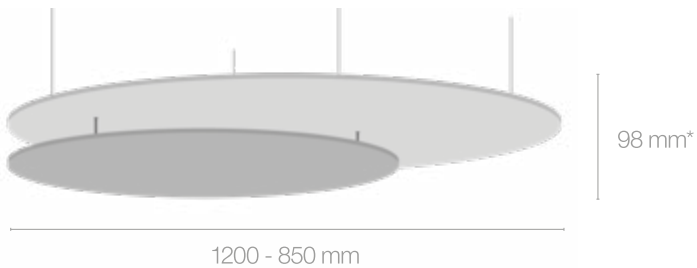




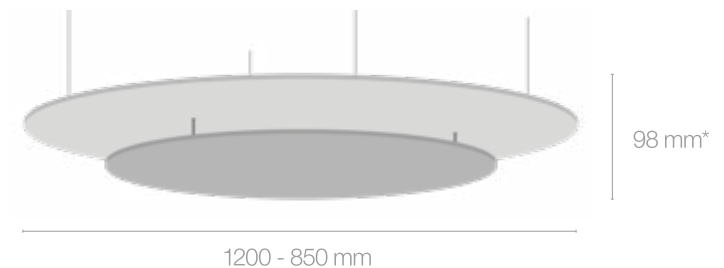
SlimDeco |

# Concepts Rounds

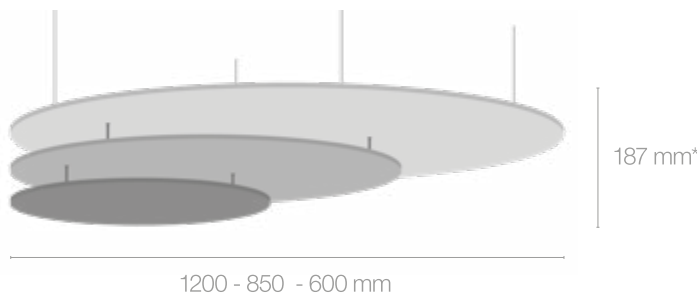
Choose your concept,  
Your color combinations,  
Order your optional lighting  
recess to install your lighting



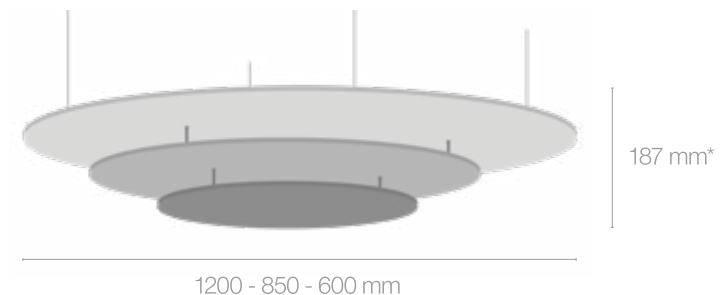
**Concept Round R2**



**Concept Round P2**



**Concept Round R3**



**Concept Round P3**

\*Plenum of 80 mm between each panel

• aw 0.85 / AAE 1.40 / NRC 0.8

Concept Rounds R3  
1200 mm, 850 mm et 600 mm  
Black ref 9162 11 56 and grey ref 9162 11 21  
Ceiling-mounted with slings



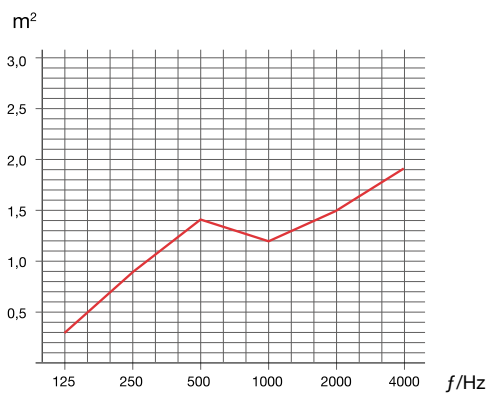
# Acoustic values

Wall-mounted with 3D arm and ceiling-mounted with slings

Reference format

— Square 1200 x 1200 mm

EAA	$\alpha_W$	NRC
1,36 m <sup>2</sup>	0,85	0.80

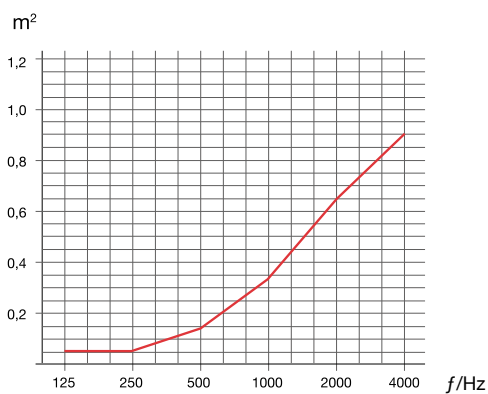


Frequencies (Hz)	125	250	500	1000	2000	4000
<b>Absorption area of square 1200x1200 with 200mm plenum</b>	0.3	0.9	1.4	1.2	1.5	1.9

Table of equivalent absorption areas per object

Panels	Equivalent absorption area (in m <sup>2</sup> )
Banana Leaf S	0.13 m <sup>2</sup>
Banana Leaf M	0.62 m <sup>2</sup>
Banana Leaf L	1.23 m <sup>2</sup>
Philodendron Leaf S	0.19 m <sup>2</sup>
Philodendron Leaf M	0.71 m <sup>2</sup>
Philodendron Leaf L	1.19 m <sup>2</sup>
Maple Leaf S	0.18 m <sup>2</sup>
Maple Leaf M	0.72 m <sup>2</sup>
Round 600	0.27 m <sup>2</sup>
Round 850	0.54 m <sup>2</sup>
Round 1200	1.07 m <sup>2</sup>

## Pasted on the wall



$\alpha_W$	NRC
0,25	0.30

Frequencies (Hz)	125	250	500	1000	2000	4000
<b>Alpha sabine</b>	0.05	0.05	0.15	0.35	0.65	0.9

SlimDeco

# Finishes

## Fixing

---



Wall – Rotating 3D arm



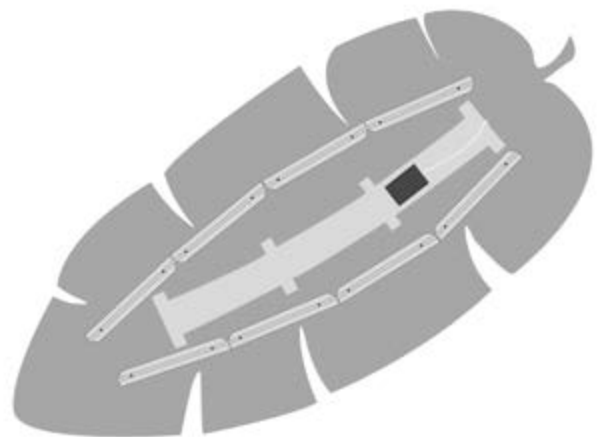
Ceiling – 3 in 1 sling

## Lighting

---



Example : Neon LED / Banana leaf M



Back : stiffeners for the slings fixing holesinksink for LED + connector

Discover the whole range

# Slimpanel

## Compact felt acoustic panels

Available in 6 rectangular or square formats with rounded corners they are fixed using rails, 30mm from the wall to allow the use of back-lighting and the improve acoustic performance thanks to the plenum.

When ceiling-mounted they are suspended by 4 adjustable cables to change the height, add style to your look and blend into the decor with the optional black or white cables.

As well as being decorative acoustic absorbents, these felt panels have a double functionality : the baffles and islands can be transformed into acoustic lighting specially desired to fulfill certain criteria : lighting, energizing, signposting or decorating a space. Luminous strips and LED backlighting with transformers, long-lasting and using very low amounts of energy are directly mounted on the panels in the workshop to ensure easy and safe installation.



**SLIMPANEL WALL**



**SLIMPANEL CONCEPT**



**SLIMPANEL ISLAND**



**SLIMPANEL BAFFLE**



**SLIMPANEL LOUVRE**



**SLIMWALL**



## Compact felt objects

The SlimPanel acoustic solutions efficiently absorb sound waves, and contribute towards the reduction of the noise level, improving the users' comfort. The advantages due to the quality of the polyester compact-felt absorbent are multiple depending on the location : conversing easily in a restaurant, improving intelligibility of speech, rendering the surrounding muted and private to guarantee concentration in a workplace.

SlimPanel offers a large range of acoustic solution to suit each project, depending on the layout, the desired style and the acoustic improvement required. Light and compact, each product in the range is quick and easy to install, on walls, ceilings or floors.

Products specifically designs for public buildings : offices and administrations, restaurants, hotels, reception areas, institutions, schools and sports halls, businesses.



**SLIMPANEL TOTEM**

## Slimcolor

SlimColor is a slim line compact-felt acoustic absorbent, ecologically designed using recycling plastic bottles. Its range of 15 colours is composed of essentials and accent colours to create multiple combinations. From light and natural shades for muted looks and bright energetic colours to energize the surroundings.

The excellent shock and scratch-resistance of these decorative absorbent makes it a long-term solution for all public buildings. Its 10% polyester composition is suitable for use in damp environments. Its high fire-rating B s2 d0 meets the more stringent safety requirements. Its Oeko-tex labels guarantees that the product does not contain harmful chemicals.



**SLIMCOLOR**

Download brochure,  
and technical information  
Order your free samples

on [www.texdecor.com/en/](http://www.texdecor.com/en/)



# texdecor

Publication date : January 2022  
Texdecor, 2 rue d'Hem, 59780 Willems  
Tel : + 33 (0)3 20 61 75 41 - Fax : + 33 (0)3 20 61 75 66 - [www.texdecor.com/en/](http://www.texdecor.com/en/)

TEXSLDBROGB

